




# Supermarine Spitfire Mk I/II Rolls Royce Merlin Mk. III Engine Set For the Airfix Spitfire Mk Ia



## Step 0 – Prepare your kits



Please prepare your kit as shown in the reference images.

Certain kit parts must be completely removed and/or carefully sanded down to a specified thickness in order to allow Frame 5 and the associated framing to fit correctly within the fuselage and wings, without making contact with either structure.

Assemble the fuselage and wings and temporarily secure them using tape. Gradually sand the fuselage as required and dry-fit Frame 5 repeatedly, checking the fit continuously throughout the process.

For bonding all resin components, use a suitable cyanoacrylate adhesive. A gel-type super glue, such as Pattex Ultra Gel, is recommended for best control and strength.

